

ASME B16.5 Class 400 Flanges

ASME B16.5 CLASS 400 RTJ FACING FLANGES DIMENSIONS AND TECHNICAL DRAWINGS

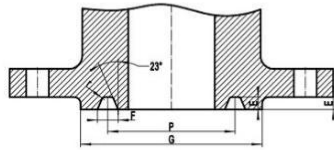


Figure-1: the ASME B16.5 flange with a ring-type joint (RTJ) facing. P – pitch diameter of groove; G – minimum diameter of raised portion; F – upper width of groove; r – radius at bottom of groove; E – depth of groove, equal to height of raised portion; 23°: slope angle of side wall.

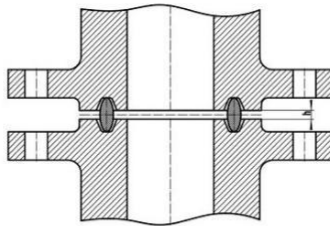


Figure-2: a RTJ joint consisting of two RTJ flanges and a metallic ring gasket which rests in the ring-joint groove. h: approximate distance between flanges. N: groove number.

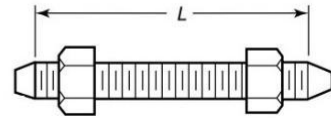


Figure-3: The stud bolt with two nuts for the connection of two RTJ flanges. Its length is denoted as L (L does not include the height of the points).

400# B16.5 FLANGES DIMENSIONS

RTJ FACING DIMENSIONS IN MM

NPS	Groove No.	P	E	F
1/2	11	34.14	5.54	7.14
3/4	13	42.88	6.35	8.74
1	16	50.80	6.35	8.74
1-1/4	18	60.33	6.35	8.74
1-1/2	20	68.27	6.35	8.74
2	23	82.55	7.92	11.91
2-1/2	26	101.60	7.92	11.91
3	30	117.48	7.92	11.91
3-1/2	34	131.78	7.92	11.91

NPS	Groove No.	P	E	F
4	37	149.23	7.92	11.91
5	41	180.98	7.92	11.91
6	45	211.12	7.92	11.91
8	49	269.88	7.92	11.91
10	53	323.85	7.92	11.91
12	57	381.00	7.92	11.91
14	61	419.10	7.92	11.91
16	65	469.90	7.92	11.91
18	69	533.40	7.92	11.91
20	73	584.20	9.53	13.49
22	81	635.00	11.13	15.09
24	77	692.15	11.13	16.66

NPS	r	G	h	L
1/2	0.8	51.0	3	75
3/4	0.8	63.5	4	90
1	0.8	70.0	4	90
1-1/4	0.8	79.5	4	95
1-1/2	0.8	90.5	4	110
2	0.8	108	5	110
2-1/2	0.8	127	5	120
3	0.8	146	5	125
3-1/2	0.8	159	5	140
4	0.8	175	6	140
5	0.8	210	6	145
6	0.8	241	6	150
8	0.8	302	6	170
10	0.8	356	6	190
12	0.8	413	6	205
14	0.8	457	6	210
16	0.8	508	6	220
18	0.8	575	6	230
20	1.5	635	6	250

NPS	r	G	h	L
22	1.5	686	6	260
24	1.5	749	6	280

ASME B16.5 CLASS 400 FLANGES INDUSTRIES AND APPLICATIONS
WIDELY USED IN THE INDUSTRIES

- Pumps, Valves, and vessels in manufacturing and food processing.
- Pipe connections in industrial waterworks.
- Heat exchangers and heating systems of all sizes.
- Mining support.
- Nuclear power systems.
- Plumbing and mechanical systems.
- Assemblies in the oil, gas, and petrochemical industries.
- Fire protection systems.

marcelforged.com