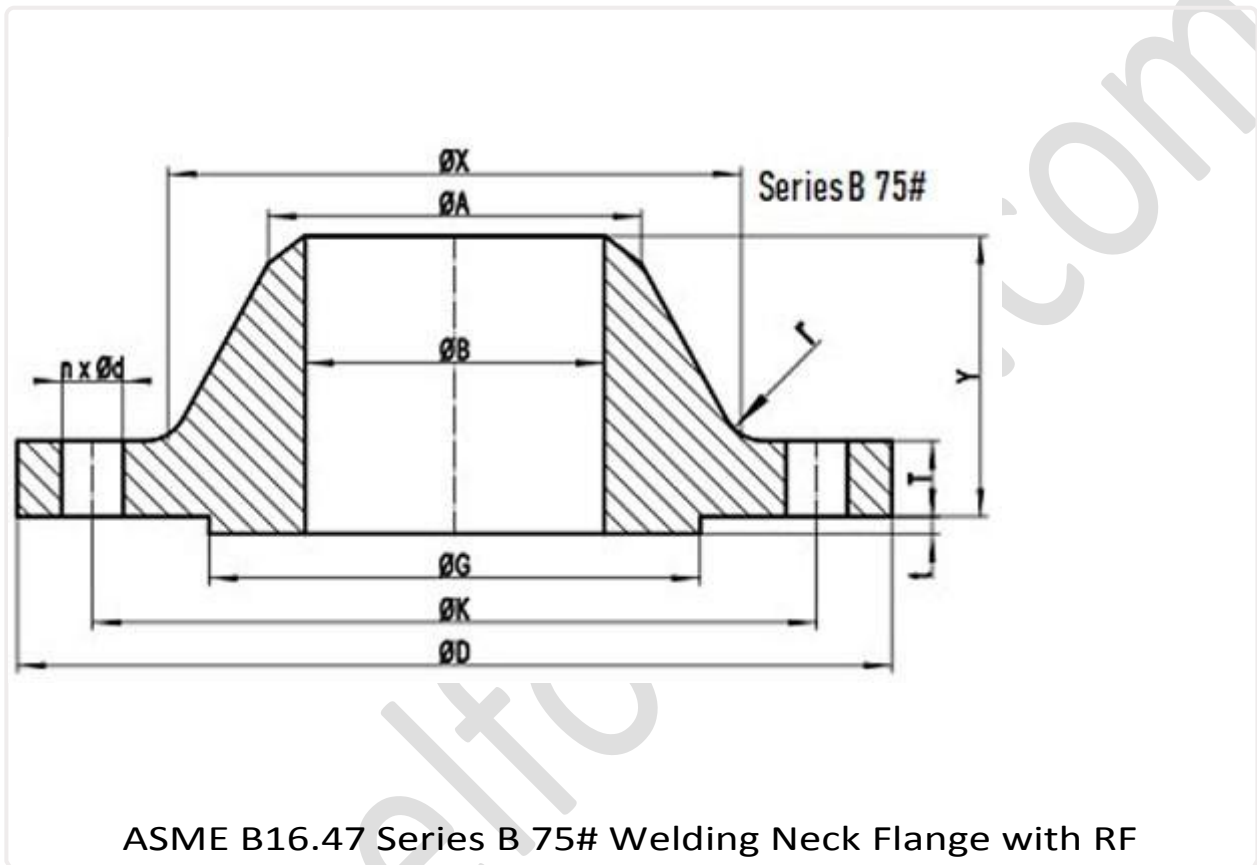
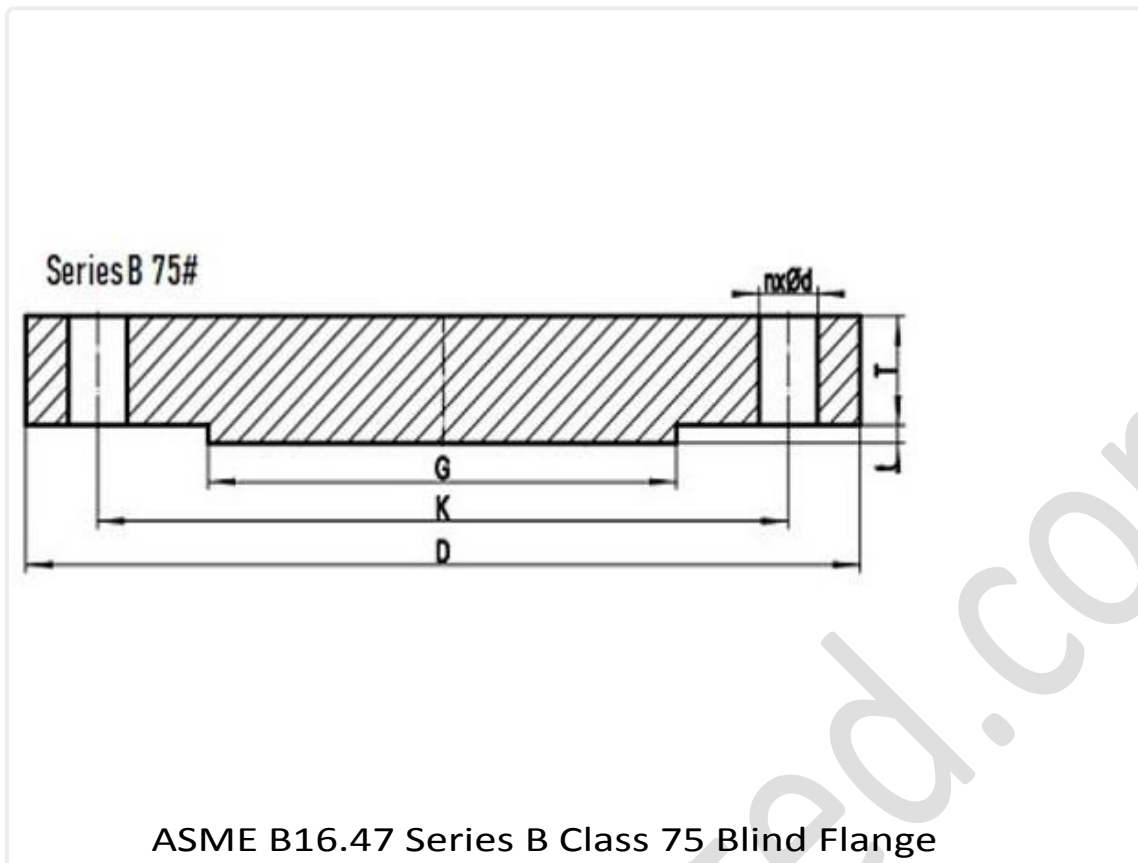


ASME B16 47 Class 75 Series B Flange

ASME B16.47 SERIES B FLANGES CLASS 75 DIMENSIONS AND TECHNICAL DRAWINGS





75# B16.47 SERIES B FLANGES DIMENSIONS

B 1 6 . 4 7 D I M E N S I O N S I N M M

NPS	D	K	G	X
26	760	723.9	705	676
28	815	774.7	756	727
30	865	825.5	806	778
32	915	876.3	857	829
34	965	927.1	908	879
36	1035	992.2	965	935
38	1085	1043.0	1016	986
40	1135	1093.8	1067	1037
42	1185	1144.6	1118	1087
44	1250	1203.3	1175	1140
46	1300	1254.1	1226	1191
48	1355	1304.9	1276	1241
50	1405	1355.7	1327	1294
52	1455	1409.7	1378	1345
54	1510	1460.5	1429	1397


56	1575	1520.8	1486	1451
58	1625	1571.6	1537	1502
	D	K	G	X
60	1675	1622.4	1588	1553



General Note:

- All dimensions are in MM.
- D: outside diameter of flange.
- K: diameter of bolt circle.
- G: diameter of raised face.
- X: diameter of hub of WN flange.


NPS	A	TBL	TWN	Y
26	661.9	31.9	31.9	57
28	712.7	31.9	31.9	60
30	763.5	31.9	31.9	64
32	814.3	35.0	33.5	68
34	865.1	36.6	33.5	72
36	915.9	40.9	35.0	84
38	966.7	43.0	36.6	87
40	1017.5	43.0	36.6	91
42	1068.3	46.3	38.2	94
44	1119.1	47.7	41.4	103
46	1169.9	49.3	43.0	106
48	1220.7	52.5	44.6	110
50	1271.5	54.1	46.2	114
52	1322.3	55.7	46.2	119
54	1373.1	58.9	47.8	124
56	1423.9	60.4	49.3	133
58	1474.7	62.0	50.9	137
60	1525.5	65.2	54.1	143



General Note:

- All dimensions are in MM.

- A: Diameter of hub top of WN.
- TBL: minimum thickness of blind flange.
- TWN: minimum thickness of WN flange.
- Y: length through hub of WN.
- t: 2mm height of RF for Class 75 Series B flange.



marcelforged.com

NPS	n	d	l	r
26	36	3/4	5/8	8
28	40	3/4	5/8	8
30	44	3/4	5/8	8
32	48	3/4	5/8	8
34	52	3/4	5/8	8
36	40	7/8	3/4	10
38	40	7/8	3/4	10
40	44	7/8	3/4	10
42	48	7/8	3/4	10
44	36	1	7/8	10
46	40	1	7/8	10
48	44	1	7/8	10
50	44	1	7/8	10
52	48	1	7/8	10
54	48	1	7/8	10
56	40	1-1/8	1	11
58	44	1-1/8	1	11
60	44	1-1/8	1	11

General Note:

- n: number of bolt holes.
- d: diameter of bolt hole.
- l: diameter of bolt.
- r: minimum fillet radius for WN.
- d and l are in inch units, while r is in mm unit.

ASME B16.47 SERIES B CLASS 75 FLANGES INDUSTRIES AND APPLICATIONS

- Pumps, Valves, and vessels in manufacturing and food processing.
- Pipe connections in industrial waterworks.
- Heat exchangers and heating systems of all sizes.
- Mining support.
- Nuclear power systems.
- Plumbing and mechanical systems.
- Assemblies in the oil, gas, and petrochemical industries.
- Fire protection systems.

